



## Installation Instructions


Side Bars (Part # JN460 & JN47)  
1997- 2006 Wranglers & Unlimited

**NOTE: Carefully read entire instructions thoroughly before attempting to install this part. Drilling is required.**

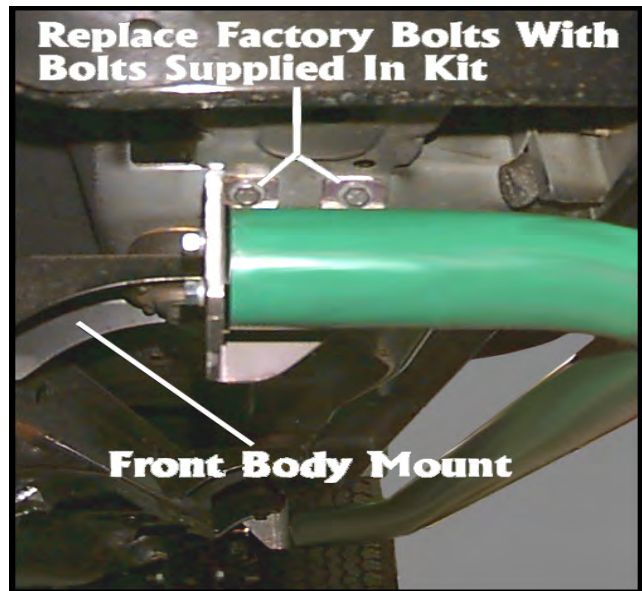
Parts Included	Qty
Sure Step (Passenger & Driver)	1ea
10mm x 1.50 Hex Head Bolt	6
10mm Flat Washers	6
10mm Lock Washers	6
8mm x 1.25mm x 35mm Bolt	4
Front Bracket (Passenger & Driver)	1ea
Rear Bracket (Passenger & Driver)	1ea
Rear Bracket Backing Plate (P&D)	1ea
12mm x 1.75mm x 40 mm Bolt	4
12mm Flat Washer	4
12mm Lock Washer	4

Tools Needed
Drill
Drill Bit Set
Ratchet
Socket Set
Wrench Set

**STEP 1:** Locate the Driver side bar, front support bracket, rear support bracket, tope plate and 2 plastic rings. Secure the rear bracket to the bar using (1) 12mm bolt, flat and lock washer. (Fig 1)



(Figure 1)



(Figure 2)

For Technical Support/Warranty Information please call 310-762-9944




## Installation Instructions

Side Bars (Part # JN460 & JN47)  
1997- 2006 Wranglers & Unlimited

**Step 2:** Remove the two factory bolts located near the bottom rear of the front wheel-well. (Figure 2)  
Mount the front bracket to the body using two of the provided 8 x 1.25 x 35 mm bolts. (Figure 2)  
Attach the side bar to the front bracket using the supplied 12mm hardware.

**Step 3:** Detach the front lower section of the rear fender-well inner lining by removing the plastic pins that secure it. You only need to remove pins located in the area as show in (Figure 3). Hold the read of the side bar up against the bottom of the body. Align the single hole on the rear bar bracket with the hole in the bottom of the body. Mark the other two holes on the body using the holes in the bracket as a template. (Figure 4) Remove bar from front bracket and set to the side at this time.



(Figure 3)



(Figure 4)

**Step 4:** Drill two 3/8" holes where you marked in Step 3. **CAUTION:** Before drilling, be sure to check the backside area for any hazards or obstructions. Identify the correct top plate for this side of the vehicle.

**Step 5:** Attach the front of the bar to the front bracket. Push the rear bracket up against the bottom of the vehicle lining up the 3 holes. Slide the backing plat through the fender well area. Using three 10mm bolts attach the rear bracket to the top plate going through the body. (Figure 4) **Note:** You may need to trim the fender-well liner in order to fit back into position around the bracket.

**For Technical Support/Warranty Information please call 310-762-9944**



## **Installation Instructions**

*Side Bars (Part # JN460 & JN47)  
1997- 2006 Wranglers & Unlimited*

**Step 6:** Tighten all bolts at this time. Installation is now complete. Repeat the prior steps for the opposite side of the vehicle.

**NOTE:** For stainless bars, steel-aluminum polish may be used to polish small scratches and scuffs on the finish. Mild soap, window or glass cleaner may also be used to clean stainless steel. Do not use any type of polish/wax that contains abrasives that could damage the finish.

### **LIMITED WARRANTY**

Smittybilt (The Company) warrants to the original purchaser of this product that should the product or any part thereof, under normal use and conditions, be proven defective in material or workmanship within the warranty period of 5 years from the date of purchase, such defect(s) will be repaired or replaced (At the Company's option) without charge for parts or labor. To obtain repair or replacement within the terms of the warranty, the product is to be delivered with proof of warranty coverage ( e.g. dated bill of sale, receipt), specification of defect, freight pre-paid with Returns Good Authorization Number from Smittybilt to place of purchase. Items returned to Smittybilt Automotive without an Returns Authorization Number will be refused and returned to sender at the senders expense.

This warranty does not apply to any product or part thereof which, in the opinion of the Company, has suffered or been damaged through altercation, improper installation, mishandling, misuse, neglect accident or acts of nature. **THE EXTENT OF THE COMPANY'S LIABILITY UNDER THIS WARRANTY IS LIMITED TO THE REPAIR OR REPLACEMENT PROVIDED ABOVE AND, IN NO EVENT, SHALL THE COMPANY'S LIABILITY EXCEED THE PURCHASE PRICE PAID BY THE PURCHASER FOR THIS PRODUCT.**

This warranty is in lieu of all expressed warranties and liabilities. ANY IMPLIED WARRANTIES, INCLUDING ANY IMPLIED WARRANTY OF MERCHANTABILITY SHALL BE LIMITED TO THE DURATION OF THIS WRITTEN WARRANTY. ANY ACTION FOR BREACH OF ANY WARRANTY HEREUNDER INCLUDING ANY IMPLIED WARRANTY OF MERCHANTABILITY MUST BE BROUGHT WITHIN A PERIOD OF 90 DAYS FROM DATE OF ORIGINAL PURCHASE. IN NO CASE SHALL THE COMPANY BE LIABLE FOR ANY CONSEQUENTIAL OR INCIDENTAL DAMAGES FOR BREACH OF THIS OR ANY OTHER WARRANTY, EXPRESSED OR IMPLIED, WHATSOEVER. No person or representative is authorized to assume for the company any liability other than expressed herein in connection with the sale of this product. Some states do not allow limitations on how long an implied warranty lasts or the exclusion or limitation of incidental or consequential damage, therefore above limitations may not apply to you. This warranty gives the purchaser specific legal rights. The purchaser may have additional rights, which vary from state to state.

Some states do not allow limitations on how long an implied warranty lasts or the exclusion or limitation of incidental or consequential damage, therefore above limitations may not apply to you. This warranty gives the purchaser specific legal rights. The purchaser may have additional rights, which vary from state to state.

**For Technical Support/Warranty Information please call 310-762-9944**

---

**Smittybilt, 1600 Walnut Parkway, Compton, CA 90220**



**Installation Instructions**  
*Side Bars (Part # JN460 & JN47)*  
*1997- 2006 Wranglers & Unlimited*

---

---

**For Technical Support/Warranty Information please call 310-762-9944**

---

**Smittybilt, 1600 Walnut Parkway, Compton, CA 90220**



**Installation Instructions**  
*Side Bars (Part # JN460 & JN47)*  
*1997- 2006 Wranglers & Unlimited*

---

---

**For Technical Support/Warranty Information please call 310-762-9944**

---

**Smittybilt, 1600 Walnut Parkway, Compton, CA 90220**